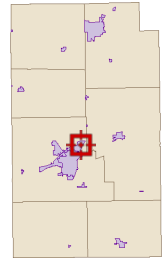




Overview



Legend

-  City Limits
-  Road Centerlines

Parcel ID 85-10-36-300-005.000-008
Sec/Twp/Rng 36-28-06
Property Address 1300 MANCHESTER AVE
 WABASH

Alternate ID n/a
Class Other retail structures
Acreage 9.912

Owner Address ROSS & ASSOCIATES
 187 EMS T46 N
 LEESBURG, IN 46536-9197

District WABASH-NOBLE
Brief Tax Description PTE 1/2 SW1/4 36-28-6 9.912AC
 (Note: Not to be used on legal documents)

Date created: 9/18/2020
 Last Data Uploaded: 9/18/2020 12:12:42 AM

Developed by  Schneider
 GEOSPATIAL